

香港交易及結算所有限公司及香港聯合交易所有限公司對本公告的內容概不負責，對其準確性或完整性亦不發表任何聲明，並明確表示，概不對因本公告全部或任何部分內容而產生或因依賴該等內容而引致的任何損失承擔任何責任。

FGG

福萊特玻璃集團股份有限公司

(於中華人民共和國註冊成立的股份有限公司)

(股份代號：6 65)

海外監管公告

本公告乃由福萊特玻璃集團股份有限公司(「本公司」)根據香港聯合交易所有限公司證券上市規則第13.10B條作出。

以下為本公司於上海證券交易所網站刊登之《福萊特玻璃集團股份有限公司重大資產購買預案(修訂稿)》，僅供參閱。

承董事會命
福萊特玻璃集團股份有限公司
董事長
阮洪良

中國浙江省嘉興市，二零二一年十二月十四日

在本公告之日，本公司的執行董事為阮洪良先生、姜瑾華女士、魏葉忠先生、沈其甫先生，而本公司的獨立非執行董事為徐攀女士、華富蘭女士和吳幼娟女士。

601865



| | |
|--|--|
| | |
| | |

1

2

3

4

| | |
|-------|-----------|
| | 1 |
| | 2 |
| | 3 |
| | 6 |
| | 8 |
| | 8 |
| | 16 |
| | 16 |
| | 16 |
| | 16 |
| | 16 |
| | 17 |
| | 18 |
| | 19 |
| | 19 |
| | 20 |
| | 29 |
| | 29 |
| | 30 |
| | 31 |
| | 33 |
| | 33 |
| | 36 |
| | 37 |
| | 49 |
| | 49 |
| | 49 |

.....50

.....**54**

| | | |
|--|--|--|
| | | |
| | | |
| | | |
| | | |
| | | |
| | | |

1

2



10

7

1 100% 100%

2

3

1

2

1

2

3

1 LPR





| | | |
|------------|------------|------|
| | 100% | 100% |
| 365,000.00 | 2020 | 2020 |
| | 365,000.00 | |

1

2021 10 27

2

2021 È 10 27 È

000%

100%

1

2

3

1 9, 9



5%

1 2021 8 26

40,000

25%

0.0019%

15

6

2

3

1

| | | |
|--|--|-----------------------|
| | | 4 |
| | | 1 2 3 () |
| | | 1 2 3 4 5 |

| | | |
|--|--|--------|
| | | |
| | | 1 2 |

| | | |
|--|--|--|
| | | <p>2</p> <p>3</p> <p>"</p> <p>"</p> <p>"</p> |
|--|--|--|

| | | |
|--|--|---|
| | | |
| | | <p>1</p> <p>2</p> <p>3</p> <p>4</p> <p>5</p> <p>;</p> |

| | | |
|--|-------------|--|
| | | |
| | | |
| | 1 2 3 | |
| | | |

1

2

3

4

/

1

2

3

4

)

(

| | | |
|--|--|---|
| | | 3 |
| | | 4 |
| | | 1 |
| | | 2 |
| | | 3 |
| | | 4 |
| | | 5 |
| | | 6 |
| | | 7 |
| | | 1 |
| | | 2 |
| | | 3 |
| | | 1 |

| | | | | |
|--|--|---|---|---|
| | | 3 | | |
| | | 4 |) | (|
| | | 5 | | |

1

2

| | | |
|--|--|-----------------------|
| | | 3 4 |
| | | 1 2 3 |
| | | 1 2 3 4 5 |

) (



1

2

3

4

1

| | | | |
|---------|------|-----|---------|
| | | IEA | 2030 |
| 1,721GW | 2050 | | 4,670GW |

| | | | |
|------|--------------------------|------|-----|
| | Global Industry Analysts | | |
| 2020 | 76 | 2027 | 447 |
| | 28.8% | | |

2

| | | |
|--|-------|---|
| | - | 7 |
| | 1,800 | |

3



2



1

2021 10 27

2

2021 10 27

100%

100%



1

2

3







10

60%

10

90%



10

7

1 100% 100%

2

3

1

2

1

2

3

1 LPR



| | | | |
|--|--|--|--|
| | | | |
| | | | |
| | | | |
| | | | |
| | | | |

| | | | |
|--|--|--|--|
| | | | |
| | | | |
| | | | |

| | | |
|--|--|--|
| | | |
| | | |
| | | |
| | | |
| | | |
| | | |
| | | |
| | | |
| | | |
| | | |
| | | |
| | | |

| | | |
|--|--|--|
| | | |
| | | |
| | | |

| | |
|--|---------------------------|
| | |
| | Flat Glass Group Co., Ltd |
| | 1998 6 24 |
| | |
| | 536,723,313.50 |
| | |

2005 11 11 [2005]
 208 2005 9 30
 6,840.19 10
 2011 6 8
 2011 3006

2005 11 11
 6,840 160 160
 7,000.19 7,000 7,000
 0.19
 2005 11 16
 [2005]922 2005 12
 12
 [2005]88

2005 12 13

2005 12 29

3300002000011

| | | | |
|---|--|----------|--------|
| | | | |
| 1 | | 2,450.00 | 35.00% |
| 2 | | 1,750.00 | 25.00% |
| 3 | | 1,750.00 | 25.00% |
| 4 | | 315.00 | 4.50% |
| 5 | | 210.00 | 3.00% |
| 6 | | 210.00 | 3.00% |

| | | | |
|----|--|-----------------|----------------|
| | | | |
| 7 | | 105.00 | 1.50% |
| 8 | | 70.00 | 1.00% |
| 9 | | 70.00 | 1.00% |
| 10 | | 70.00 | 1.00% |
| | | 7,000.00 | 100.00% |

H

2015 5 18

H

H

1:4

0.25

H

45,000

25%

15%

[2015]1773

2015

| | | | | | |
|----|--|------------------|----------------|-------------------|----------------|
| | | | | | |
| 6 | | 963.00 | 2.85% | 3,852.00 | 2.14% |
| 7 | | 481.50 | 1.43% | 1,926.00 | 1.07% |
| 8 | | 385.20 | 1.14% | 1,540.80 | 0.86% |
| 9 | | 321.00 | 0.95% | 1,284.00 | 0.71% |
| 10 | | 321.00 | 0.95% | 1,284.00 | 0.71% |
| 11 | | 321.00 | 0.95% | 1,284.00 | 0.71% |
| 12 | | 160.50 | 0.48% | 642.00 | 0.36% |
| 13 | | 150.00 | 0.44% | 600.00 | 0.33% |
| 14 | | 150.00 | 0.44% | 600.00 | 0.33% |
| 15 | | 120.00 | 0.36% | 480.00 | 0.27% |
| 16 | | 90.00 | 0.27% | 360.00 | 0.20% |
| 17 | | 30.00 | 0.09% | 120.00 | 0.07% |
| 18 | | - | - | 45,000.00 | 25.00% |
| | | 33,750.00 | 100.00% | 180,000.00 | 100.00% |

A

[2018]1959

2019 2 15

A 150,000,000

2.00 300,000,000.00

28,584,905.66

1,715,094.34

269,700,000.00

45,615,049.00

254,384,951.00

2019 2 11

19 00059

| | | |
|--|---------------|--------|
| | | |
| | 1,350,000,000 | 69.23% |
| | - | - |

| | | |
|--|---------------|---------|
| | | |
| | - | - |
| | 1,350,000,000 | 69.23% |
| | - | - |
| | 1,350,000,000 | 69.23% |
| | - | - |
| | - | - |
| | - | - |
| | 600,000,000 | 30.77% |
| | 150,000,000 | 7.69% |
| | - | - |
| | 450,000,000 | 23.08% |
| | 1,950,000,000 | 100.00% |

A

1 2020 A

2020 8 11

2020 A

A

2020 8 11

15

460

A

15

4,600,000

A

28,658,000

2020 8 12

20 00428

2020 8 28

2020 A

A

1,950,000,000

1,954,600,000

A

| | | |
|--|----------------------|---------------|
| | | |
| | 1,163,620,000 | 59.53% |

| | | |
|---|----------------------|----------------|
| | | |
| | - | - |
| | - | - |
| | 1,163,620,000 | 59.53% |
| | - | - |
| | 1,163,620,000 | 59.53% |
| | - | - |
| | - | - |
| | - | - |
| | 790,980,000 | 40.47% |
| A | 340,980,000 | 17.45% |
| H | 450,000,000 | 23.02% |
| | 1,954,600,000 | 100.00% |

2 2020 A

[2020]2648

A 84,545,147 0.25
29.57 2,499,999,996.79
16,918,053.10 2,483,081,943.69
2021 1 7
21 00008 2021
1 18
2021 1 19
84,545,147
2020 A

| | | |
|--|-------------------------|---------------|
| | | |
| | 1,248,165,147.00 | 58.50% |
| | - | - |
| | 6,038,900.00 | 0.28% |
| | 1,220,144,510.00 | 57.19% |
| | 56,524,510.00 | 2.65% |

| | | |
|---|-------------------------|----------------|
| | | |
| | 1,163,620,000.00 | 54.54% |
| | 21,981,737.00 | 1.03% |
| | 21,981,737.00 | 1.03% |
| | - | - |
| | 885,475,718.00 | 41.50% |
| A | 435,475,718.00 | 20.41% |
| H | 450,000,000.00 | 21.09% |
| | 2,133,640,865.00 | 100.00% |

A 2020 12 3 2021 1 15

3 A 2020

[2020]294

2020 5 27

1,450 A

100

14.50

1,450,000,000.00

8578,301.90

1,441,421,698.10

2020 6 2

20 00225

A

2020 12 3

A

2020 12 3 2026 5 26

2020 12 23

2021 1 29

21 00136

2021 1 29

1,447,297,000.00

A

107,048,107

2,703,000.00

536,548,313.50

2,146,193,254

A

| | | |
|---|-------------------------|----------------|
| | | |
| | 1,248,165,147.00 | 58.16% |
| | - | - |
| | 6,038,900.00 | 0.28% |
| | 1,220,144,510.00 | 56.85% |
| | 56,524,510.00 | 2.63% |
| | 1,163,620,000.00 | 54.22% |
| | 21,981,737.00 | 1.02% |
| | 21,981,737.00 | 1.02% |
| | - | - |
| | 898,028,107.00 | 41.84% |
| A | 448,028,107.00 | 20.88% |
| H | 450,000,000.00 | 20.97% |
| | 2,146,193,254.00 | 100.00% |

4

A

2021 5 25

A

2021 5 25

14.23 /

3

70 A

3

700,000

A

9,961,000.00

2021 7

25

21 00324

2021 7 20

2020 A

70 A

70

2,146,193,254

2,146,893,254

A

| | | |
|--|--|--|
| | | |
|--|--|--|

| | | |
|---|----------------------|----------------|
| | | |
| | 1,164,320,000 | 54.23% |
| | - | - |
| | - | - |
| | 1,164,320,000 | 54.23% |
| | - | - |
| | 1,164,320,000 | 54.23% |
| | - | - |
| | - | - |
| | - | - |
| | 982,573,254 | 45.77% |
| A | 532,573,254 | 24.81% |
| H | 450,000,000 | 20.96% |
| | 2,146,893,254 | 100.00% |

2020 12 31 84,545,147
 A 2021 1 18
 2021 7 19 84,545,147

2021 9 30 2,146,893,254

| | | | | % | |
|---|--|--|-------------|--------|-------------|
| 1 | | | 449,955,880 | 20.96% | - |
| 2 | | | 439,358,400 | 20.46% | 439,358,400 |
| 3 | | | 350,532,000 | 16.33% | 350,532,000 |
| 4 | | | 324,081,600 | 15.10% | 324,081,600 |
| 5 | | | 46,801,800 | 2.18% | - |
| 6 | | | 31,201,200 | 1.45% | - |
| 7 | | | 31,201,200 | 1.45% | - |
| 8 | | | 21,407,991 | 1.00% | - |

| | | | | | |
|----|--|--|----------------------|---------------|----------------------|
| | | | | % | |
| 9 | | | 18,714,844 | 0.87% | - |
| 10 | | | 16,031,883 | 0.75% | - |
| | | | 1,729,286,798 | 80.55% | 1,113,972,000 |

1 H
 2
 3
 2016
 9 439,358,400 A
 324,081,600 A 350,532,000 A
 4,800,000 A H 485,000 H
 973,000 H 111,000
 A H 439,843,400
 20.49% A H 351,505,000 16.37%
 A H 324,192,600 15.10%

1,120,341,000
 52.18% A 1,118,772,000 A
 65.93%

1

1961 11
 3304021961*****

2

1961 8

3304021961*****

3

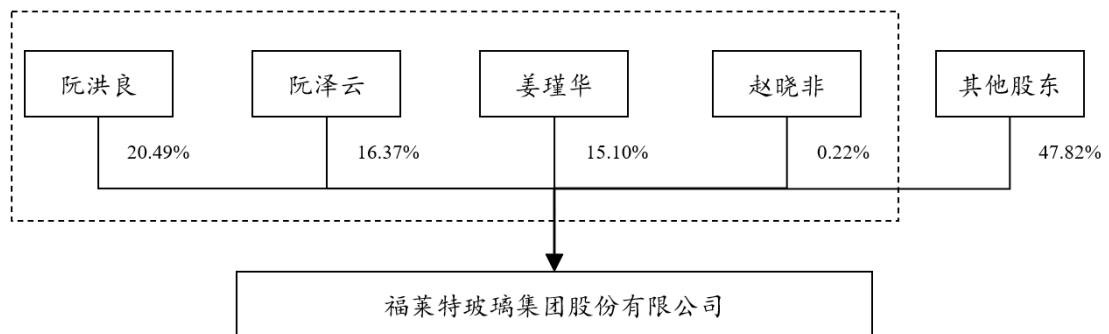
1987 1

3304021987*****

4

1985 8

3304021985*****



| | 2018 | 2019 | 2020 | 2021 | 1-9 |
|--|--------|--------|--------|--------|-----|
| | 68.96% | 78.80% | 83.98% | 82.40% | |

1

| | 2021-9-30 | 2020-12-31 | 2019-12-31 | 2018-12-31 |
|--|--------------|--------------|------------|------------|
| | 1,800,051.02 | 1,226,580.04 | 939,228.06 | 695,354.91 |
| | 660,799.61 | 503,105.77 | 487,939.22 | 328,489.54 |
| | 1,139,251.41 | 723,474.26 | 451,288.84 | 366,865.37 |
| | - | - | - | - |
| | 1,139,251.41 | 723,474.26 | 451,288.84 | 366,865.37 |

2

| | 2021 1-9 | 2020 | 2019 | 2018 |
|--|------------|------------|------------|------------|
| | 633,726.76 | 626,041.78 | 480,680.40 | 306,380.27 |
| | 194,453.73 | 186,491.83 | 84,595.64 | 45,851.72 |
| | 194,821.41 | 187,390.80 | 86,267.02 | 46,614.53 |
| | 171,685.20 | 162,878.38 | 71,724.37 | 40,731.47 |
| | 171,685.20 | 162,878.38 | 71,724.37 | 40,731.47 |

3

| | 2021 1-9 | 2020 | 2019 | 2018 |
|--|-------------|-------------|-------------|-------------|
| | -90,042.89 | 170,116.73 | 51,019.67 | 43,090.93 |
| | -290,252.25 | -237,416.10 | -124,777.20 | -130,294.49 |
| | 384,998.61 | 136,917.25 | 68,403.05 | 43,664.34 |
| | 4,293.48 | 66,710.38 | -4,968.19 | -42,089.72 |

| | 2021-9-30 | 2020-12-31 | 2019-12-31 | 2018-12-31 |
|---|------------------|-------------------|-------------------|-------------------|
| % | 36.71 | 41.02 | 51.95 | 47.24 |
| / | 0.80 | 0.83 | 0.37 | 0.23 |
| / | 0.80 | 0.81 | | |
| % | 42.09 | 46.54 | 31.56 | 27.12 |
| % | 16.07 | 29.46 | 17.10 | 11.79 |

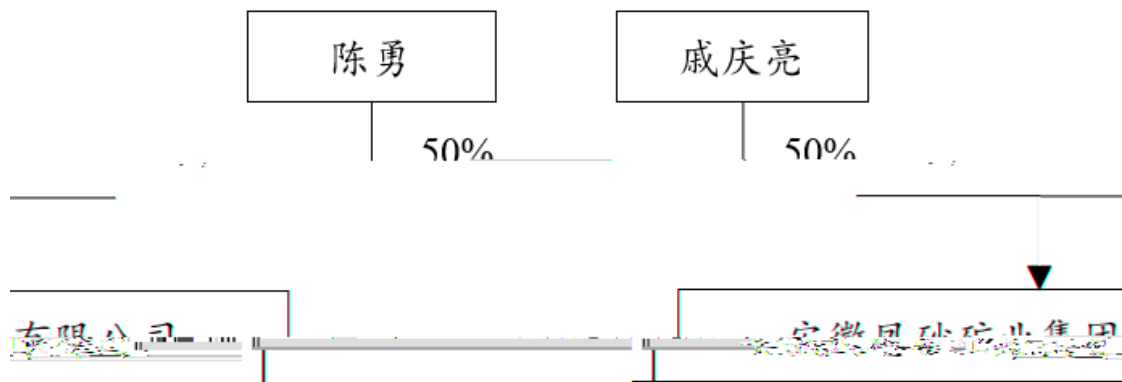


| | |
|--|--|
| | |
|--|--|

100%

100%

| | |
|--|--------------------|
| | |
| | 91341126355177446K |
| | |
| | |
| | 5,000 |
| | 2015-08-24 |
| | |



| | | | | | | |
|--|--|--|--|--|--|--|
| | | | | | | |
| | | | | | | |
| | | | | | | |
| | | | | | | |
| | | | | | | |

| | | | | | | |
|--|--|--|--|--|--|--|
| | | | | | | |
| | | | | | | |
| | | | | | | |
| | | | | | | |
| | | | | | | |
| | | | | | | |
| | | | | | | |
| | | | | | | |
| | | | | | | |
| | | | | | | |
| | | | | | | |
| | | | | | | |
| | | | | | | |
| | | | | | | |
| | | | | | | |
| | | | | | | |
| | | | | | | |
| | | | | | | |
| | | | | | | |
| | | | | | | |

| | |
|--|--|
| | |
| | |
| | |

| | |
|--|--|
| | |
| | |
| | |
| | |
| | |

| | |
|--|--|
| | |
| | |
| | |
| | |
| | |
| | |
| | |
| | |

| | | | |
|--|--|--|--|
| | | | |
| | | | |
| | | | |
| | | | |
| | | | |
| | | | |

| | | | |
|--|--|--|--|
| | | | |
| | | | |
| | | | |



| | |
|--|--------------------|
| | |
| | |
| | 91341126575726216H |
| | |



T

2

3

3

1

96%~99%

2

22

3

[2000]133

~

C3490002020037130149488

50.00 /

0.2288

2020 3 12 2050 3 12

11

1980

| | | | | | | | | |
|----------|---------|----------|----------|---------|----------|----------|---------|---------|
| A | 3622550 | 39543923 | B | 3622525 | 39543950 | C | 3622513 | |
| 39543963 | D | 3622494 | 39543970 | E | 3622435 | 39543983 | F | 3622416 |
| 39543985 | G | 3622386 | 39543980 | H | 3621974 | 39544362 | I | 3622224 |
| 39544505 | J | 3622406 | 39544462 | K | 3622771 | 39544071 | | |



| | | | | |
|--|--|--|--|--|
| | | | | |
| | | | | |
| | | | | |

| | | | |
|--|--|--|--|
| | | | |
| | | | |
| | | | |
| | | | |

| | | | |
|--|--|--|--|
| | | | |
| | | | |
| | | | |
| | | | |

| | | | |
|--|--|--|--|
| | | | |
| | | | |
| | | | |

| | |
|--|--------------------|
| | |
| | |
| | 9134112675099952XF |
| | |
| | 17,000 |
| | 2003 1 6 |
| | |
| |) (|

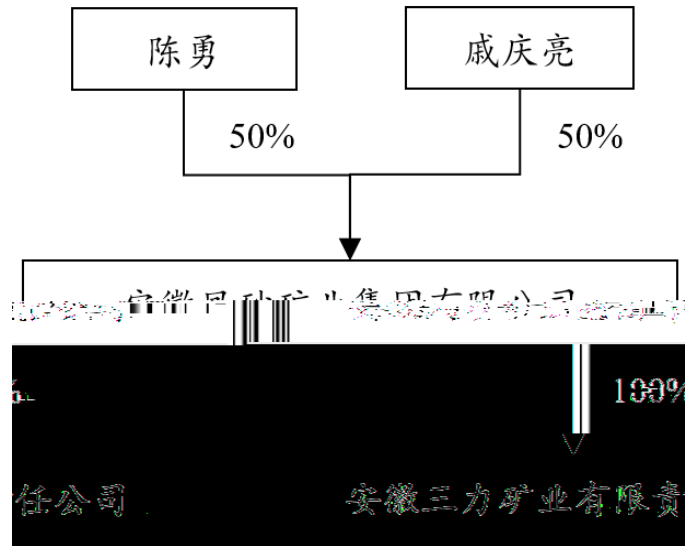
1

100%

2

100%

50.00% 50.00%



2021 9 30 /
2021 1



1

190.00 /

2

1

2

3

3

1

98%

97~95%

2

13km

15km

2.5km

3

[2000]133

C3400002010127140109771

190.00 /

0.2009

2016 12 26 2028 12 26

8

| | | |
|--|----|---|
| | 80 | |
| | X | Y |

| | | |
|--|--|--|
| | | |
|--|--|--|



2020

2021 24


3,744.50

| | | | |
|--|--|--|--|
| | | | |
| | | | |
| | | | |
| | | | |
| | | | |

| | | | |
|--|--|--|--|
| | | | |
| | | | |

| | | | |
|--|--|--|--|
| | | | |
| | | | |





| | | | |
|--|--|--|--|
| | | | |
| | | | |
| | | | |
| | | | |

| | | | |
|--|--|--|--|
| | | | |
| | | | |
| | | | |

| | | | | |
|--|--|--|--|--|
| | | | | |
| | | | | |
| | | | | |
| | | | | |

| | | | | |
|--|--|--|--|--|
| | | | | |
| | | | | |
| | | | | |
| | | | | |
| | | | | |
| | | | | |
| | | | | |
| | | | | |
| | | | | |

| | | | | | |
|--|--|--|--|--|--|
| | | | | | |
| | | | | | |

| | | | | | |
|--|--|--|--|--|--|
| | | | | | |
| | | | | | |



| | | | |
|--|--|--|--|
| | | | |
| | | | |
| | | | |
| | | | |
| | | | |
| | | | |

| | | |
|--|--|--|
| | | |
| | | |

| | | |
|--|--|--|
| | | |
| | | |
| | | |

365,000.00

100%

100%

100%

100%

365,000.00



100%

100%

2006

100%

100%



1

2

3

4







5%

12

"

12

"

20%

[2007]128

20

20%

2021 10 27

[2007]128

2021 10

28 20

| | 601865.SH | 884045.WI | 000001.SH |
|-----------------|-----------|-----------|-----------|
| 1 2021 10 27 | 51.91 | 5,222.01 | 3,562.31 |
| 21 2021 9 22 | 47.98 | 4,954.85 | 3,628.49 |
| | 8.19% | 5.39% | -1.82% |
| | | | 10.01% |
| | | | 2.80% |

20

20%

"

1 2021 8 26

40,000

15 25% 6 0.0019%

2



1

2

26 ---

3

4

5

6

7
